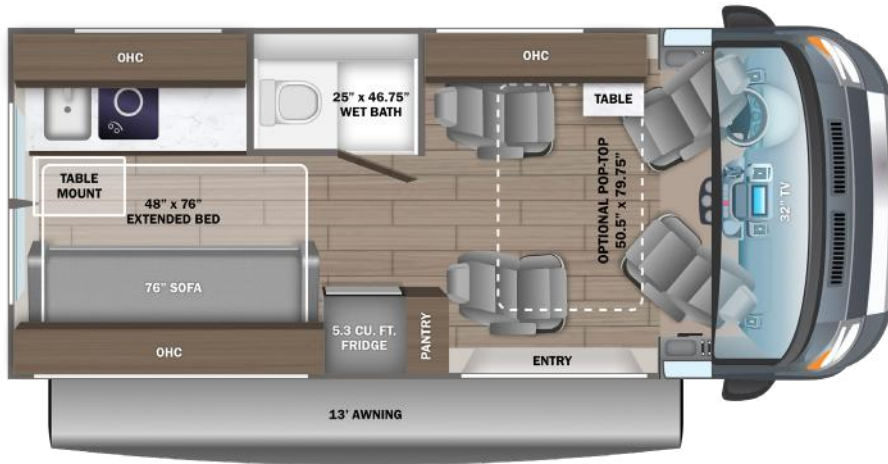


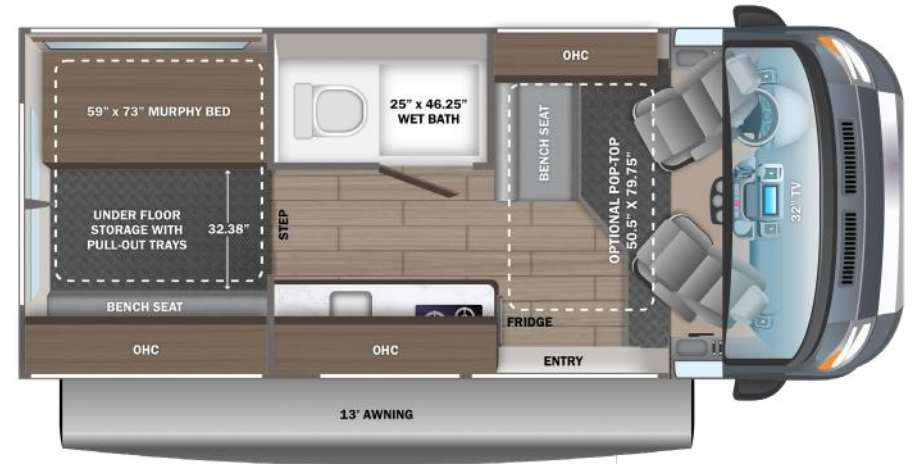
ETHOS

2026 Gas Class B Motorhome


20A



20E

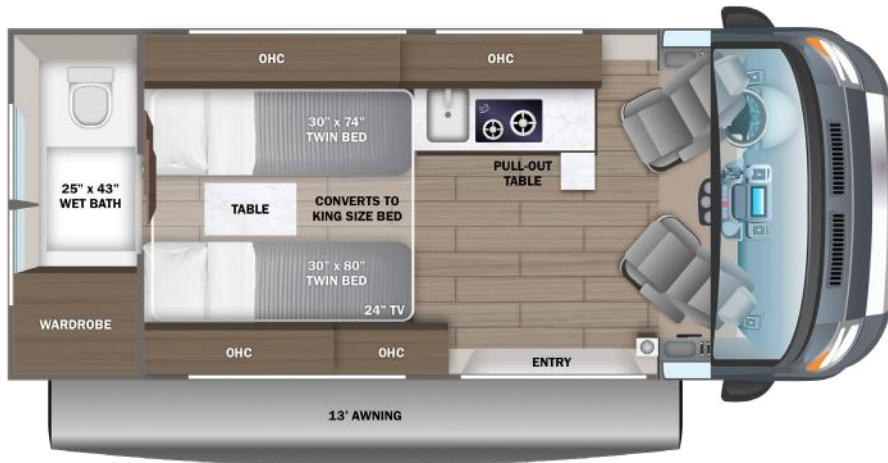


OPTIONS



Rear Seats Work Station

20T



EXTERIOR



Silver Van

CUSTOMER VALUE PACKAGE

E-Z Drive™. Hellwig helper springs, premium heavy-duty suspension
 Thule® patio awning with LED light strip
 Truma Combi Eco Plus water heater and furnace
 Swivel driver and passenger seats with 6-way adjustment
 1,000W inverter
 Aqua View® SHOWERMISER™ water management system

STANDARD CHASSIS EQUIPMENT

RAM® ProMaster 3500 window van
 GVWR- 9,350 lb.
 GCWR- 12,000 lb.
 3.6L V6 24V VVT 276HP engine with 250 ft.-lb. torque
 9-speed automatic 948TE transmission
 LT225/75R 16E tires
 Aluminum wheels
 3,500 lb. rear hitch receiver with dual 4/7 pin connector
 12V chassis battery
 24 gal. fuel tank (gas)
 LED-lit running boards for cab and entry doors
 Chrome grille package
 Uconnect® 5 NAV infotainment center with Apple CarPlay® and Android Auto™
 Power folding/heated side-view mirrors
 Push-button start
 ParkView® rear backup camera with dynamic gridlines
 Blind spot monitoring with rear cross path detection
 LaneSense® lane departure warning with lane keep assist
 Forward collision warning with active braking
 Crosswind assist
 Electronic stability control
 Pedestrian/cyclist emergency braking
 Traffic sign information
 Drowsy driver detection
 Rain-sensitive windshield wipers
 Automatic high-beam headlights
 Cruise control
 Driver and passenger airbags
 Wireless charging pad
 Power windows and door locks
 Privacy shades for cab windows
 Remote keyless entry

STANDARD EXTERIOR EQUIPMENT

Cable TV hookup with RG-6 coax
 Onan® 2,800W generator with auto-gen start
 Portable solar plug
 (2) 12V AGM house batteries
 House battery disconnect switch
 30-amp electrical service with detachable power cord
 (2) 120V exterior outlets
 6 gal. propane tank (20 lb.)
 LP quick-connect hookup

Heated holding tanks (12V pads)
 LED-lit holding tank valves
 Black tank flush
 Gravity water fill (20T)
 Winterization drain system
 12V demand water pump
 Water filtration system
 Outside shower

STANDARD COCKPIT EQUIPMENT

Uconnect® 5 NAV infotainment center with Apple CarPlay® and Android Auto™
 Power folding/heated side-view mirrors
 Push-button start
 ParkView® rear backup camera with dynamic gridlines
 Blind spot monitoring with rear cross path detection
 LaneSense® lane departure warning with lane keep assist
 Forward collision warning with active braking
 Crosswind assist
 Electronic stability control
 Pedestrian/cyclist emergency braking
 Traffic sign information
 Drowsy driver detection
 Rain-sensitive windshield wipers
 Automatic high-beam headlights
 Cruise control
 Driver and passenger airbags
 Wireless charging pad
 Power windows and door locks
 Privacy shades for cab windows
 Remote keyless entry

STANDARD INTERIOR EQUIPMENT

Custom-molded ABS interior wall panels
 Soft-touch vinyl ceiling
 High-intensity LED ceiling lights
 Tecnoform® European-style, high-gloss cabinetry
 Ball-bearing drawer guides
 Residential vinyl flooring
 Firefly Multiplex system - wall-mounted touchscreen for total coach control
 120V Coleman®-Mach® 10 13,500 BTU air conditioner
 Powered roof vent in living area
 Zip-up screen for entrance door
 Removable privacy shade for sliding door window
 Sliding vented windows
 Decorative window valances with day/night roller shades
 Zip-up screen for rear doors (20A)
 Rear magnetic privacy shades
 Adjustable table with multiple mounts
 (2) cab bucket seats (20A)
 Seatbelts for driver/passenger seats and select cab locations
 5.3 cu.ft. DC refrigerator (20A)
 3.1 cu.ft. DC refrigerator (20T)
 3 cu.ft. DC refrigerator (20E)
 Convection microwave

2-burner gas cooktop (1-burner induction with pop-top option)
 Stainless-steel sink
 Pressed countertops
 Pop-up 120V/USB outlet in kitchen
 (2) twin-size beds with filler cushion converts to king-size bed (20T)
 Under-bed storage (20T)
 48 in. x 76 in. convertible sofa bed (20A)
 59 in. x 73 in. Murphy bed (20E)
 Under floor storage with pull-out trays (20E)
 Bathroom wardrobe with drawers (20T)
 Shower with magnetic curtain surround
 Toilet with foot flush
 Medicine cabinet with mirror
 Powered roof vent in bathroom (N/A with pop-top option)
 Smoke alarm
 Carbon monoxide detector
 Fire extinguisher

OPTIONS

50.5 in. x 79.5 in. pop-top (20A, 20E)
 (2) additional cab seats with slide and recline features ILO bench seat (20E)
 Workstation ILO bench seat (20E)
 Thule® roof rack (N/A with pop-top option)
 200W roof-mounted solar panel with integrated control panel (n/a with pop-top option)
 250W roof-mounted solar panel with integrated control panel (pop-top option only)
 Winegard® Connect 2.0 4G/Wi-Fi/digital TV antenna
 32 in. front TV on drop-down bracket - requires Winegard 2.0 option (20A, 20E)
 24 in. rear TV on swivel bracket - requires Winegard 2.0 option (20T)

Li Package

- 48V-165 amp hour smart lithium battery providing 7.9KW hours of power
- IPO 2,800W generator and (2) 12V AGM house batteries
- Auto engine start with high idle
- 3,000W inverter IPO 1,000W inverter
- 2nd 48V alternator dedicated to lithium battery
- Timberline hydronic heating system IPO Truma Combi Eco Plus water heater and furnace
- 48V Coleman®-Mach® 10 13.5K BTU air conditioner IPO 120V Coleman®-Mach® 10 13.5K BTU air conditioner
- 1-burner induction cooktop IPO 2-burner gas cooktop (20A, 20T)
- No propane - all-electric coach



At Entegra Coach, we build our RVs to handle every adventure, then back them with an outstanding warranty. Our 2-year limited warranty has you covered for 2 camping seasons. That's 730 days. For a copy of our 2-year limited warranty with complete terms and conditions, please contact your local Entegra Coach dealer.

| Floorplan | GVWR (lbs.) | GCWR (lbs.) | Wheel Base | Overall Length | Exterior Height w/ A/C & Satellite | Exterior Width | Interior Height | Fresh Water Capacity (gal.) | Grey Waste Water Capacity (gal.) | Black Waste Water Capacity (gal.) |
|-----------|-------------|-------------|------------|----------------|------------------------------------|----------------|-----------------|-----------------------------|----------------------------------|-----------------------------------|
| 20A | 9,350 | 12,000 | 159 | 20' 11" | 9' 3" | 83 | 74 | 21 | 13/14 | 10 |
| 20E | 9,350 | 12,000 | 159 | 20' 11" | 9' 3" | 83 | 74 | 21 | 20 | 10 |
| 20T | 9,350 | 12,000 | 159 | 20' 11" | 9' 3" | 83 | 74 | 24 | 13 | 12 |

It is important for your safety and enjoyment that you are aware of the weights and tow ratings of the RV you select. Consult a competent advisor for questions or advice. Whether you are new to RVing or a veteran, get a feel for the performance of your RV before heading out on the roadways. When you tow a vehicle with your RV, you must drive differently than when you drive a single vehicle. Practice hooking up, driving, backing up and braking in a safe environment or seek out professional instruction. Jayco affixes a weight label to each RV which lists weight information for that vehicle. Refer to that label to verify the vehicle will meet your requirements. Gross Vehicle Weight Rating (GVWR): The maximum permissible weight of the motorhome, including the Unloaded Vehicle Weight (UVW) plus passengers, personal items, all cargo, fluids, options and dealer-installed accessories. The GVWR is equal to or greater than the sum of the UVW and the Cargo Carrying Capacity. Gross Combined Weight Rating (GCWR): The maximum allowable combined weight of the motorhome used as a tow vehicle and the attached towed vehicle.



LaMesaRV.com
 800-496-8778



Part of Jayco Family of Companies

Entegra Coach, Inc., P.O. Box 460, Middlebury, IN 46540, www.entegracoach.com. See dealer for further information and prices. All information in this brochure is the latest available at the time of publication approval. Entegra Coach reserves the right to make changes and to discontinue models without notice or obligation. Photos in this brochure may show optional equipment and props for photography purposes. RVs built for sale in Canada may differ to conform to Canadian codes. ©2025 Entegra Coach, Inc. Printed in U.S.A. 2033064



entegracoach.com/ethos

LEGACY ISN'T LEFT,
 IT'S LIVED.